Help Page - EOTC

Adventist Education

NSW / ACT

Home

EOTC

Jump to:

Creating an EOTC | EOTC Proposal | EOTC Day/Overnight/Overseas | Continuing/Editing /Approving an EOTC

Creating an EOTC

Navigate to your school page and click on the EOTC button

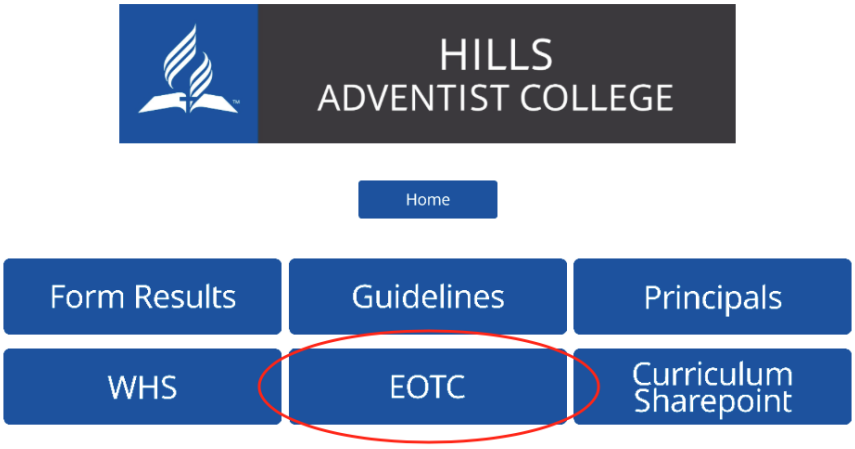

This will take you to the following page, click on the relevant button for what you are needing to create.

EOTC Proposal is a pre approval form for excursions and not the EOTC form required. Not all schools use this in EOTC procedures. If you are unsure check with your principal or head of school.



Your browser does not support the HTML5 video element

example

back to top

EOTC Proposal

You will need to complete as field in this form, apart from the one labeled *optional, and the press **Save**

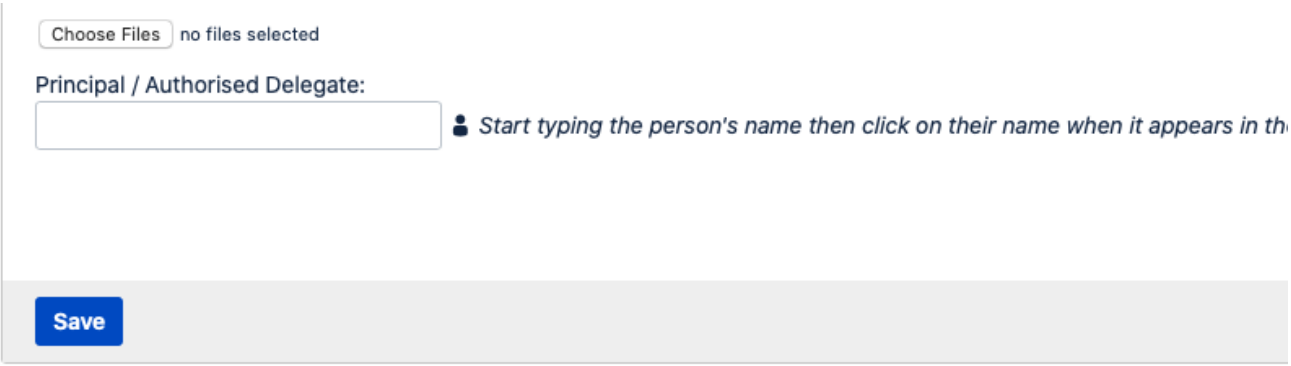

This will trigger an email to your principal/authorised delegate about your proposed excursion. While you are waiting for your approval you can start the EOTC Day or Overnight excursion form.

back to top

EOTC Day/Overnight/Overseas Excursion

Complete the form as per the following guide and the information on the note. Please note only fill in the **Red Questions** only on this form and read the information regarding the names of the documents being upload in order for your form to work smoothly.

back to top

Continuing/Editing/Approving an EOTC

To add to/edit/approve an EOTC in the system you will need to head to your school landing page and clicking on appropriate button



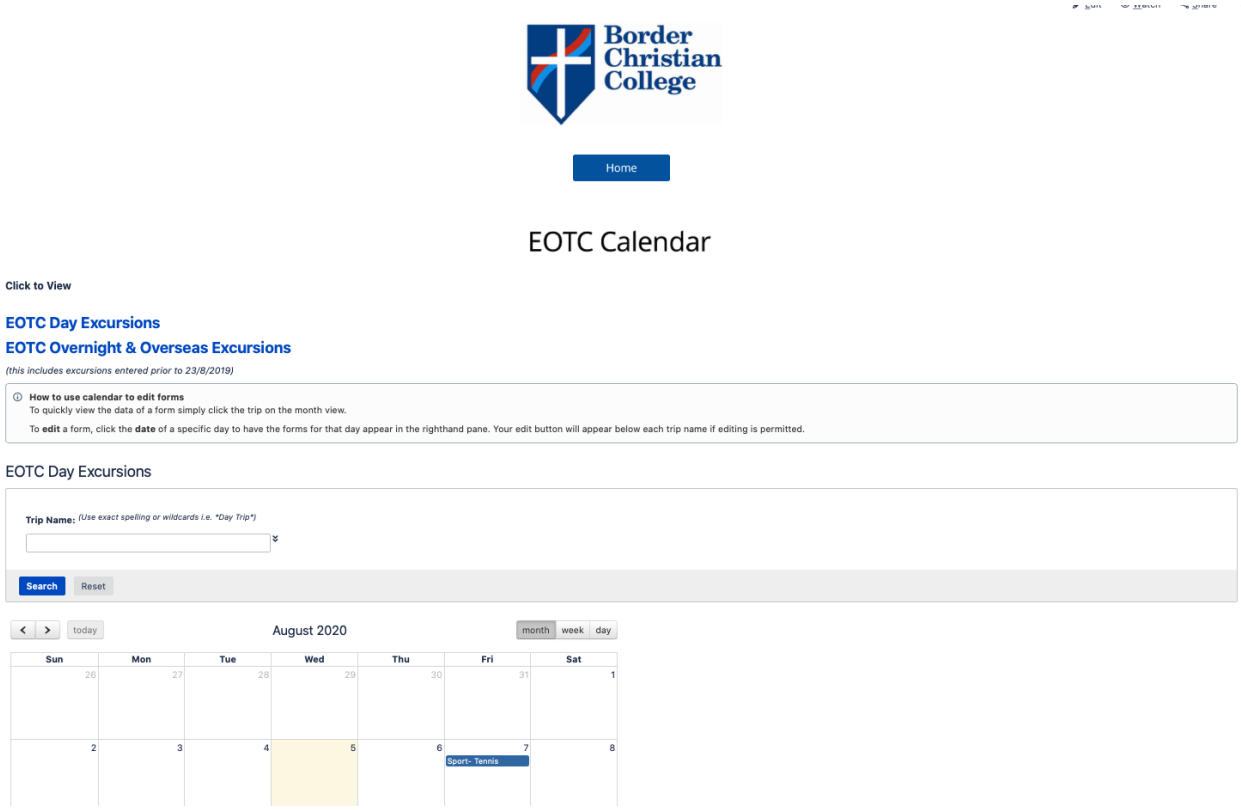

Once there follow the step in the video below about accessing and editing an EOTC.

back to top